



Pacific Laser Systems
The Professional Standard

Fast accurate portable PLS lasers save time and money when your bubble vial level or rotary laser is too limited or too cumbersome to do the job.

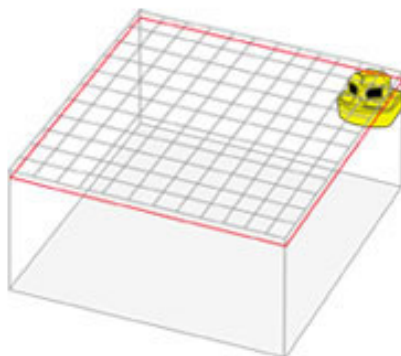
- [About The Company](#)
- [Product Specifications](#)
- [Applications & Trades](#)
- [Where to Buy](#)
- [Contact Us](#)
- [New Products](#)
- [Service Centers](#)

MADE IN USA



PLS360

* with optional detector



PLS360

360 DEGREE LASER LEVEL
Fully self leveling, the PLS360 provides you with a 360 degree line of reference. The PLS360 offers one-button set up for indoor-outdoor applications. Unlike rotary lasers with sensitive moving parts, this compact, bright and durable tool has no complicated features or multiple knob adjustments. The PLS360 simplifies your work day with the press of a button. How long does it take you to set up your rotary laser?

THE PLS360 SYSTEM INCLUDES:

- PLS360 laser Unit
- Carrying Case
- Wall Bracket

PLS360 SPECIFICATIONS

- Working Range: +/-100'
- Operating Time: +35 Hrs
- Dimensions: 3 1/8" x 5" x 4 1/2"
- Weight: 2.0lbs.
- Power Supply: 3 "D" Batteries
- Leveling Range: +/-6°

Class II Laser Product



PLS2



PLS2

PLUMB, LEVEL AND SQUARE HAND HELD LASER LINE TOOL
Check existing conditions before you submit your bid! Lay out all your alignment tasks with the PLS2 in the palm of your hand. The PLS2 is compatible with your camera tripod and includes wall bracket and handsome carrying pouch. Fast, accurate and portable, the PLS2 Palm Laser saves you time and money when your bubble vial or rotary laser is too cumbersome for the job.

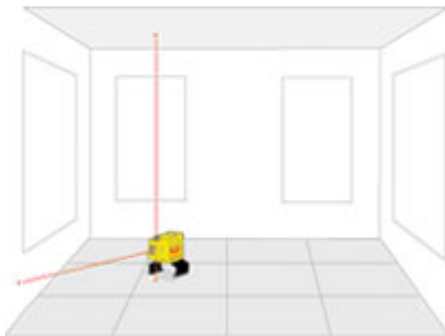
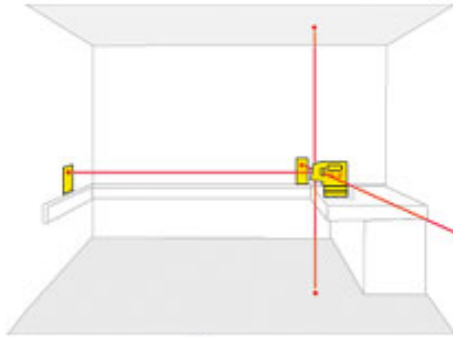
THE PLS2 SYSTEM INCLUDES:

- Magnetic Wall Bracket
- Carrying Pouch

PLS2 SPECIFICATIONS

- Line length: 60' @ 30'
- Accuracy: 1/8" @ 30'
- Weight: 1.7lbs (.77 kg.)
- Power Supply: 3 AA batteries
- Dimensions: 2" x 2" 7/8 x 3 3/8"
- Range: 100'
- Multiple Functions
- Fan Angle: 90°
- Self Leveling Range: 6°
- Operating Time: +30 Hrs. Continuous

Class II Laser Product



PLS5 and PLS3

PROVIDE POINT-TO-POINT ALIGNMENT INFORMATION

Lay out reference points faster than traditional, labor intensive methods. No more 3-4-5. No more swinging plumb bobs. Plumb instantly from floor to ceiling or from 50 feet off the ground! Use PLS as your partner on the jobsite. Self-leveling: no time wasted with bubble vials. Turn it on and go to work. Take clear, stable reference points indoors and outdoors.

THE PLS5 SYSTEM INCLUDES:

- PLS5 Laser Unit
- Magnetic Wall Bracket
- Pendulum Layout Target
- Floor Stand
- Compact Carrying case
- Operating Manual
- 1 Year Warranty

THE PLS3 LASER TOOL INCLUDES:

- PLS3 Laser Unit
- Operating Manual
- Wall Bracket
- Carrying Pouch
- Floor Stand
- 1 Year Warranty

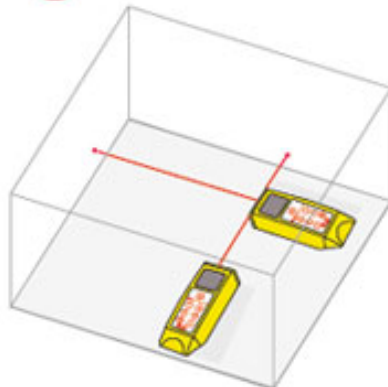
Compact, lightweight, durable and portable, PLS3 and PLS5 were designed by contractors for contractors.

PLS5 AND PLS3 SPECIFICATIONS:

	PLS5	PLS3
• Working Range:	+/- 100 feet	+/- 100 feet
• Accuracy (all beams):	<1/8" @ 100 feet	<1/4" @ 100 feet
• Leveling:	Automatic	Automatic
• Leveling range:	+/-8°	+/-6°
• Power Supply:	3 AA batteries	3 AA batteries
• Operating Time:	+ 30 hrs. continuous	+ 30 hrs. continuous
• Dimensions:	2 1/2" x 6 1/2" x 4 1/4"	1 1/2" x 4 1/2" x 3 1/8"
• Weight:	1.7 lbs. (.77 kg.)	12 oz. (.33 kg.)



PLS1

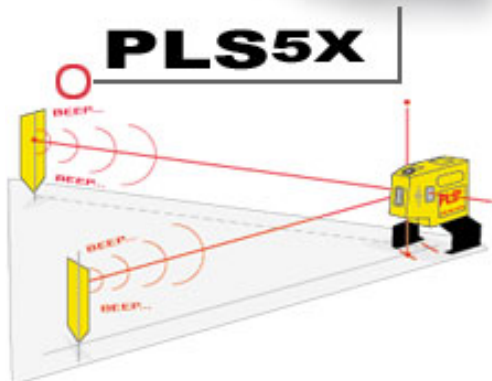


PLS1 PROFESSIONAL DISTANCE MEASURING TOOL

Measure distance, area, square footage, height; add, subtract, multiply, take continuous trace measurements and time-delayed readings. The PLS1 is designed for indoor and outdoor applications. Quickly estimate building material requirements. Save time and money on every job site. Measure from critical areas without endangering your crew. Measure structural beams, roof ridges, skylights, headers and more.

PLS1 SPECIFICATIONS:

- Weight: 13 oz. (.38 kg.)
- Dimensions: 6 5/8" x 1 1/2" x 2 1/2"
- Accuracy: 1/8" @ 300 ft.
- Range: 300 ft.
- Built-in 2X scope for use in sunlight
- Indoor-Outdoor Usage
- Battery Operated (2 AA batteries)
- Multiple Functions
- Bubble Vial
- 1 Year Warranty



PLS5X PROFESSIONAL EXTERIOR ALIGNMENT TOOL

The PLS5X is designed for layout of control points and lines in outdoor conditions, especially in bright sunlight. Working range is 250+ feet with an accuracy of 1/8" at 100 feet. Lay out conduit, anchor bolts and square on slab faster than ever before. Eliminate time consuming set up of infrared rotary lasers. PLS5X offers more utility outdoors at a fraction of the cost of typical rotary lasers.

Picture at left with optional laser receiver.

PLS5X SPECIFICATIONS:

- Range: 250 ft.
- Accuracy (all beams) 1/8" @ 100 ft.
- 1 Year Warranty
- Battery Operated (3 AA batteries)
- Multiple Functions
- Indoor- Outdoor Usage


Italiano


Deutsch


Français


Español


English

